




















Stitch overview

Utility stitches

● = Engage IDT™ system

Stitch	No.	Name	Description
	● 01	Straight stitch	For seaming and topstitching. Select from 29 different needle positions. <i>Note: This stitch makes a stronger tie-off than stitch 21.</i>
	● 02	Stretch triple straight stitch	Reinforced seam. Topstitching.
	● 03	Zigzag stitch	Reinforce seams, clean finish, stretch sewing, lace insertion.
	04	Z-zigzag stitch	Appliqué, couching, eyelets.
	● 05	Stretch triple zigzag stitch	Elastic stitch for decorative hems or topstitching.
	● 06	Three-step zigzag stitch	Sewing elastic, darning, patching.
	● 07	Honeycomb stitch	Decorative stitch for stretch fabrics and hems. Also used with elastic thread in the bobbin.
	● 08	Crosshem stitch	Elastic decorative hem for stretch fabrics.
	● 09	Blindhem stitch	Sewing blindhems on woven fabrics.
	● 10	Elastic blindhem stitch	Sewing blindhems on stretch fabrics.
	● 11	Stretch tricot stitch	Sewing seams on stretch fabrics.
	● 12	Closed overlock	Seam and overcast stretch fabrics in one step.
	● 13	Standard overcast	Seam and overcast stretch fabrics in one step with reinforced edge.
	● 14	Closed overlock	Seam and overcast stretch fabrics in one step.
	15	Standard buttonhole	Basic buttonhole for blouses, shirts and jackets. Also for pillowcases.
	16	Rounded buttonhole with lengthwise tack	Buttonhole for garments.
	17	Eyelet buttonhole with lengthwise tack	Tailors buttonhole for jackets and trousers.
	18	Stretch buttonhole	Buttonhole for stretch fabrics.
①	19	Button sewing	Sew on buttons or tacking.
	20	Programmable darning stitch	Darning holes or damaged fabric.

Quilt stitches

Stitch														
No.	21*	22	23	24	25	26	27	28	29	30	31	32	33	34

Stitch													
No.	35	36	37	38	39	40	41	42	43	44	45	46	47

* Stitch 21 is sewn with monofilament needle thread and increased thread tension to create a handlook effect.

● = Engage IDT™ system

Needle art stitches

Stitch			
No.	48	49	50

Note: Stitches 48, 49 and 50 are sewn with a wing needle for best result.

● = Engage IDT™ system

Satin stitches

Stitch				
No.	51	52	53	54

Decorative stitches

Stitch																
No.	55	56	57	58	59	60	61	62	63	64	65	66	67	68	69	70